


Colour Land 4

Activity Book



Autoren

Sibylle Backwinkel, Stuttgart

Birgit Gegier Steiner, CH-Ramsen

Serena Konold, Stuttgart


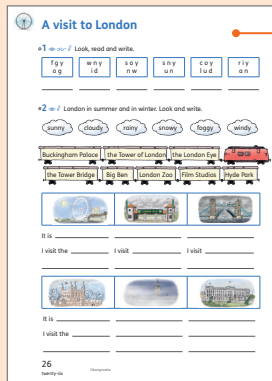
Jutta Stephany, Mutterstadt

Beratung

Ute Wirth, Stuttgart

Ernst Klett Verlag
Stuttgart • Leipzig

So lernst du mit Colour Land



Übungsseite 1

Aufgaben zum Üben und Wiederholen mit leichten, mittleren und schwierigen Aufgaben.


Übungsseite 2

Aufgaben zum Üben und Vertiefen mit leichten, mittleren und schwierigen Aufgaben.



Dialogseite

Bereitet auf das Sprechen in der englischen Sprache vor.



Let's check-Seite

Zur Überprüfung des Gelernten.

Hier kannst du ankreuzen, ob die Unit leicht, mittel oder schwierig für dich war.

Symbole

	Act out.		Number.		Sing.		leichte Aufgabe
	Circle.		Play.		Talk.		mittlere Aufgabe
	Colour./Draw.		Point.		Tick.		schwierige Aufgabe
	Link.		Present.		Write.		Task (offene Aufgabe)
	Listen.		Read.		Schüler-CD		
	Look.		Say.		Lehrer-CD		

Contents



Welcome

4–5



Unit 1: Hello

6–9



Unit 2: My day

10–13



Unit 3: My body

14–17



Unit 4: My friends and me

18–21



Unit 5: At the zoo

22–25



Unit 6: A visit to London

26–29



Unit 7: Fruit and vegetables 30–33



Unit 8: At home

34–37



Unit 9: Clothes and jobs

38–41



Unit 10: Storytelling

City Mouse and Country Mouse

42–45



Unit 11: Let's celebrate!

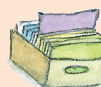
Thanksgiving, Christmas in Australia, Valentine's Day

46–49



My portfolio

50–51



My words

52–56

Me-Book 1, 2

57–60



Additional exercises

61–71

Welcome

My day

My body

My friends and me

At the zoo

A visit to London

Fruit and vegetables

Pirates

Jobs

Solutions

Booklet

72



Welcome

1.08 ☉ ○ 1 Listen.

○ 2 Read.

○ 3 Fill in.



North America

Europe

South America

Asia

Australia

Africa

1. My name is Bill. I'm a boy. I live in San Francisco. It's in _____.
2. My name is Evita. I'm a girl. I live in Rio de Janeiro. It's a very big city in Brazil. It's in _____.
3. My name is Pascal. I'm a boy. I live in Paris. It's in _____.
4. My name is Michiko. I'm a girl. I live in Tokyo. It's in Japan. It's in _____.
5. My name is Rick. I'm a boy. I live near Sydney. It's in _____.
6. My name is Nasim. I'm a girl. I live in a small village near Mombasa. Mombasa is in Kenia. It's in _____.

✿ 4 Present.

My name is _____. I'm a _____.

I live in _____. My family is from _____.



Welcome

• 1 ? Fill in.

• 2 ? Read out.



1. Antonia is from Italy. It's in _____.

2. Yan is from Tanzania. It's in _____.

3. Gabriela is from Brazil. It's in _____.

4. Li is from Beijing. It's in _____.

5. Amber is from Melbourne. It's in _____.

6. John is from Texas. It's in the _____. It's in _____.

7. Phil is from Manchester. It's in _____. It's in _____.

8. Evita is from Buenos Aires. It's in _____. It's in _____.


They all go to school in Summertown. They learn and play together.

Africa – Asia – Australia – North America – South America –
South America – Europe – Europe
Argentina – England – USA





Hello


- 1 Where are the buildings? Read and write.



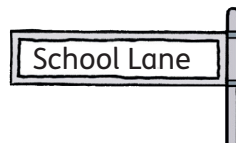
The bank is in London Road. _____




The station is _____
_____.



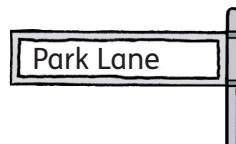
The hospital _____
_____.



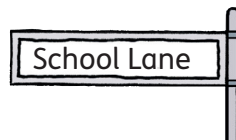
The _____
_____.



_____.



_____.



_____.



_____.

- 2 Read and fill in.

Where is your school?

My _____.



My bike

- 1 Mark the parts that make your bike safe.
- 2 Link the parts of the bike and the words.



saddle pedal tyre front light back light reflector brake bell

- 3 What has your bike got? Make a list.

- 4 Write the sentence.

You must wear a helmet! _____.



Dialogues

- **1** How do you get to school? Read and fill in.



- **2** Interview 3 pupils in your class. Tick the correct box.

How do you get to school?

name	on foot	by bike	by bus	by car	by scooter

name	on foot	by bike	by bus	by car	by scooter

name	on foot	by bike	by bus	by car	by scooter

- ✧ **3** What about you?

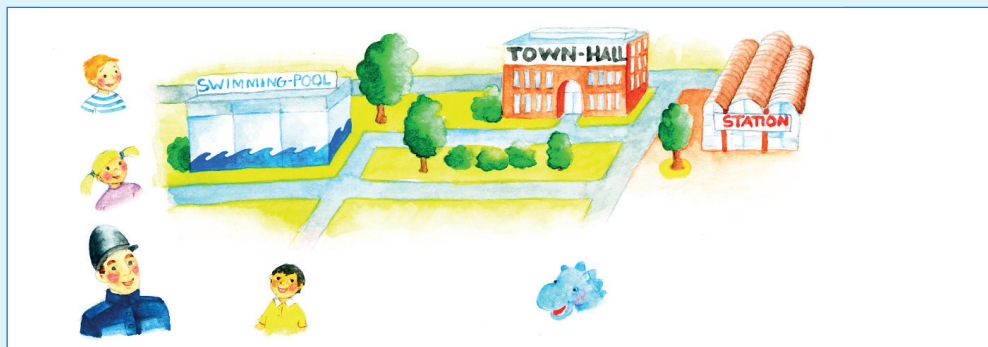
I _____.

Let's check!



• 1 Tell the way. Read and write.

• 2 Read.



Harry: Excuse me, please. How do I get to the station?



Harry: Thanks a lot.

Nelly: Excuse me, please. How do I get to the swimming pool?



Nelly: Thank you very much.

Mustafa: Excuse me, please. How do I get to the _____?



Mustafa: Thank you, Sir.

Sarah: _____?



Sarah: Thanks.

go straight on – turn right – turn left
the ... is on the right / the ... is on the left

