
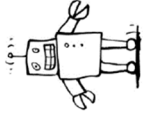













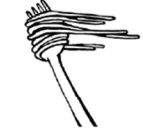



















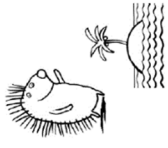


Kleberand (unter „l“ kleben)		Kleberand (unter „S“ kleben)		Kleberand (unter „Ü“ kleben)		Bitte auf den Boden der Streichholzsachtel kleben.													
	H h		R r		Ö ö														
	G g		Qu qu		Ä ä														
	F f		P p		Z z														
	E e		O o		Y y														
	D d		N n		X x														
	C c		M m		W w														
	B b		L l		V v														
	A a		K k		U u														
 ANLAUT-TABELLE VON			J j		T t														
↑ Bitte auf die Schachtel kleben.			I i		S s	